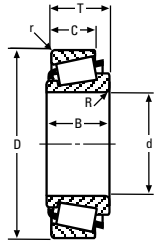
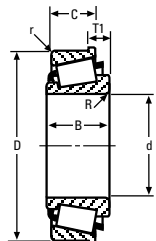


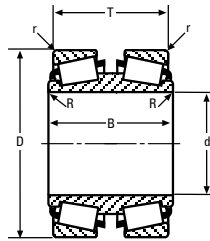
NP and XC PARTS



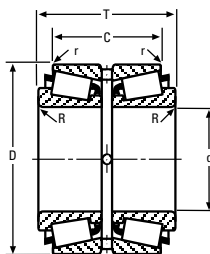
SINGLE ROW



SINGLE ROW WITH FLANGE



DOUBLE CONE



DOUBLE CUP

13

CONE			Max Shaft Fillet Radii R'	CUP			Max Hs'ng Fillet Radii r'	Remarks
Number	BORE d	WIDTH B		Number	OUTSIDE DIA D	WIDTH C		
				*NP035457	244.874 9.6407	170.000 6.6929	N/A N/A	NP035457: GROOVE IN OD CENTER
				*NP037463	90.000 3.5433	27.000 1.0630	1.5 .06	NP037463: KEYWAY IN OD BACKFACE
NP050871	50.000 1.9685	28.000 1.1024	.8 .03	NP052626	112.712 4.4375	19.050 .7500	3.3 .13	
NP057427	45.000 1.7717	30.045 1.1829	2.5 .10					NP062901: FRONTFACE CHAMFER
*NP062901	82.000 3.2283	36.100 1.4212	10.0 .39	*NP063979	482.600 19.0000	107.950 4.2500	1.5 .06	NP063979: HOLES IN OD CENTER GROOVE IN OD CENTER
NP064953	50.800 2.0000	26.909 1.0594	3.5 .14					
NP069631	200.000 7.8740	27.783 1.0938	5.0 .20					
NP076564	101.600 4.0000	57.531 2.2650	8.0 .31					
NP079516	482.000 18.9764	160.000 6.2992	3.3 .13					
NP083847	500.000 19.6850	156.210 6.1500	15.0 .59	*NP089873	355.600 14.0000	101.600 4.0000	1.5 .06	NP089873: HOLES IN OD CENTER GROOVE IN OD CENTER
*NP097363	39.688 1.5625	40.386 1.5900	3.5 .14	*NP100371	120.000 4.7244	42.000 1.6535	.8 .03	NP097363: FRONTFACE CHAMFER NP100371: CHAMFER ON LEFTFACE OD CHAMFER ON RIGHTFACE OD
NP101379	42.070 1.6563	40.386 1.5900	3.5 .14					
NP102036	68.262 2.6875	21.996 .8660	5.0 .20	*NP106959	150.000 5.9055	24.000 .9449	2.0 .08	NP106959: CHAMFER ON FRONTFACE OD FLANGE ON OD FRONTFACE, BEARING WIDTH IS T1 DIMENSION
				NP106970	80.000 3.1496	15.500 .6102	1.0 .04	
NP108340	55.562 2.1875	36.512 1.4375	3.5 .14					
NP108543	66.675 2.6250	38.354 1.5100	3.5 .14					
*NP109544	27.488 1.0822	19.355 .7620	2.5 .10					NP109544: FRONTFACE CHAMFER
*NP110611	510.000 20.0787	188.500 7.4213	1.5 .06					NP110611: ASYMMETRICAL BEARING
NP111385	30.112 1.1855	20.638 .8125	.8 .03					NP113315: SHOULDER ON ID FRONTFACE FRONTFACE CHAMFER
*NP113315	115.087 4.5310	53.180 2.0937	3.5 .14					
*NP113645	34.925 1.3750	18.288 .7200	spcl.					NP113645: SPECIAL BACKFACE RADIUS
*NP113979	34.988 1.3775	16.764 .6600	spcl.					NP113979: SPECIAL BACKFACE RADIUS
				NP116172	168.275 6.6250	41.275 1.6250	3.3 .13	
				NP120899	260.350 10.2500	41.275 1.6250	3.3 .13	
				NP122729	90.000 3.5433	23.000 .9055	2.5 .10	
				NP122954	212.725 8.3750	53.975 2.1250	3.3 .13	
NP125626	50.000 1.9685	21.500 .8465	3.0 .12	NP129939	180.975 7.1250	25.400 1.0000	3.3 .13	

NP Parts are made for specific applications.  
XC Parts are in limited production.

ⓂThese Maximum Fillet Radii will be cleared by the Cone or Cup Radii.  
\* See Remarks Column.